

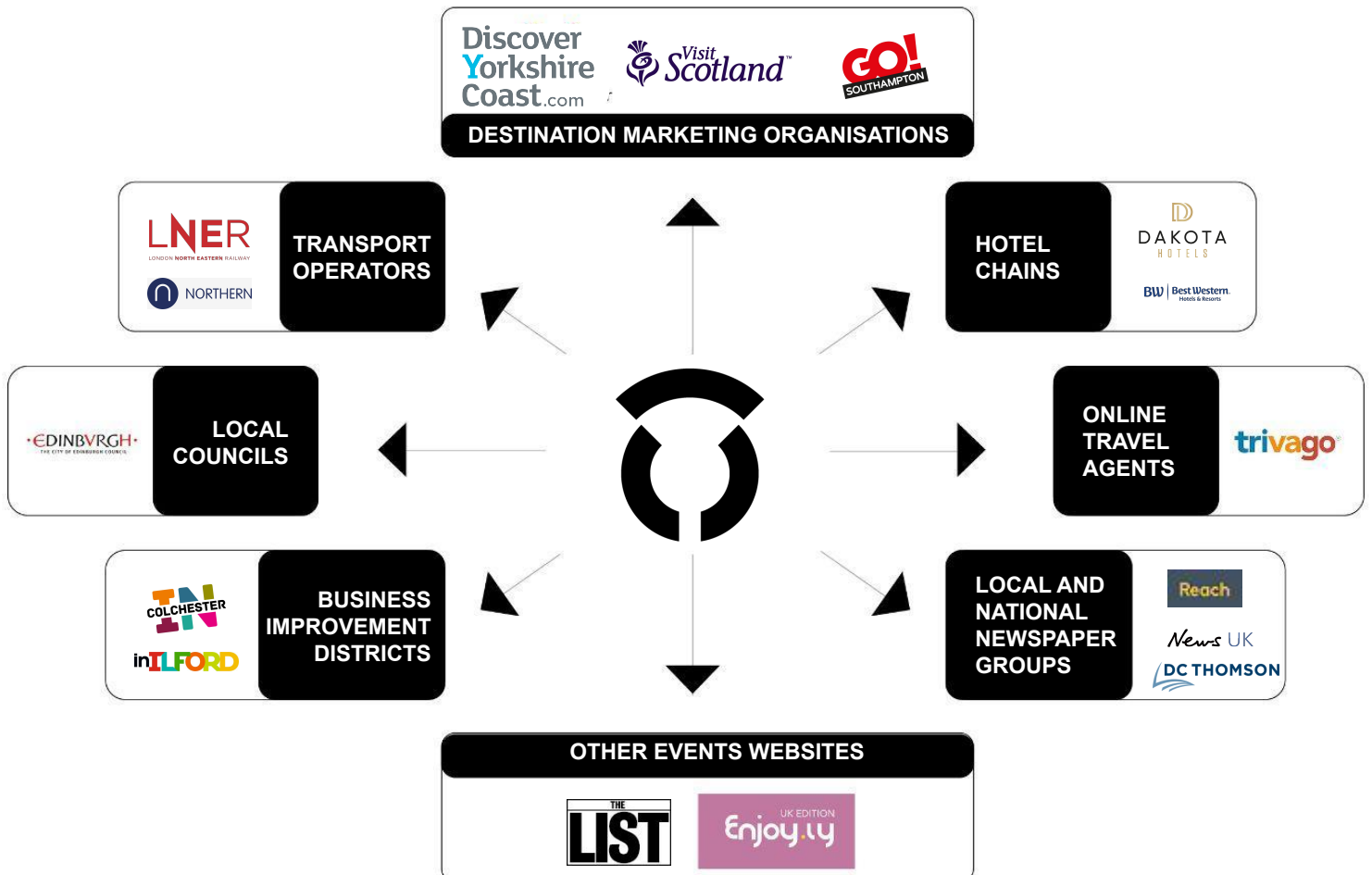
HOW TO ADD YOUR EVENTS THROUGH DATA THISTLE

[InColchester](#) partners with Data Thistle to manage its event listings.

To add your events to InColchester please submit them using the form at datathistle.com/in-colchester

As well as the InColchester website, by using this form your events will also be distributed to a range of partners, including destination marketing organisations, online travel agents, media partners, transport companies and more. This service is provided **free**, and the greater reach should result in more ticket sales for you.

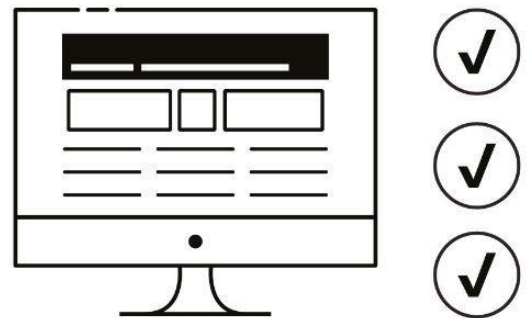
Additionally, your events will also be listed on **datathistle.com**.



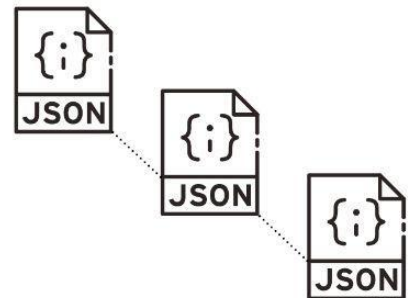
HOW TO ADD YOUR EVENTS THROUGH DATA THISTLE

To add your events to InColchester please visit datathistle.com/in-colchester.
If you don't yet have a Data Thistle account, please sign up so that we can verify you.
It's easy to do this and should only take a minute.

The Content team at Data Thistle will check over all events before they are set live to ensure they are presented well, and contain relevant and up-to-date information. If you wish to amend an event listing or add extra information, simply search for it on datathistle.com and click on the yellow 'update this event' button. More information on how to submit and update event listings can be found in the [How To Guide](#) and [Listings FAQ](#).



If you have multiple events you'd like listed, you can also send a structured data feed (ideally JSON or XML). Data Thistle already works with most ticketing providers and platforms and, as long as the data is well structured, there is a good chance we will be able to import it automatically. To enquire further about this option please contact us at events@datathistle.com.



If you have any questions about how to submit your events, please read Data Thistle's [How To Guide](#) and [Listings FAQs](#). If your question still isn't answered, please email content@datathistle.com with your query.

